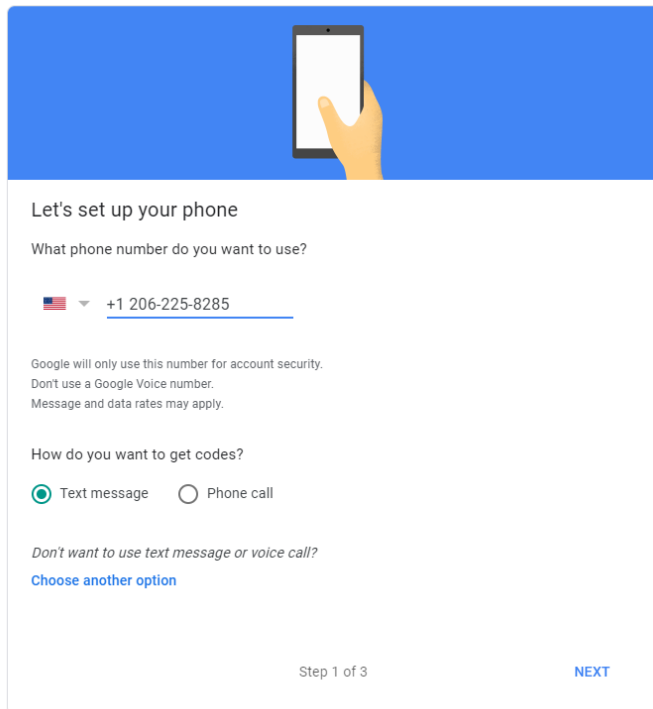


How to setup two-factor authentication for your BAC (G suite) account

Go to <https://myaccount.google.com/u/0/security/signinoptions/two-step-verification/enroll-welcome?pmr=1> and login


Click **Get Started**, then enter your password again

← 2-Step Verification



Let's set up your phone

What phone number do you want to use?

 +1 206-225-8285

Google will only use this number for account security.
Don't use a Google Voice number.
Message and data rates may apply.

How do you want to get codes?

☒ Text message ☐ Phone call

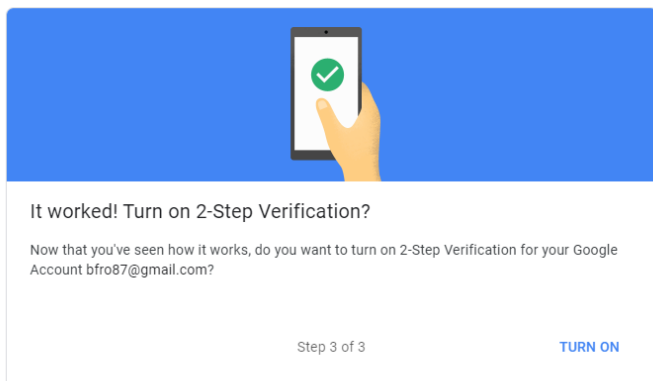
Don't want to use text message or voice call?
[Choose another option](#)

Step 1 of 3 [NEXT](#)

Enter your phone number and click **Next**

Enter the Google verification code that was sent to your phone

← 2-Step Verification



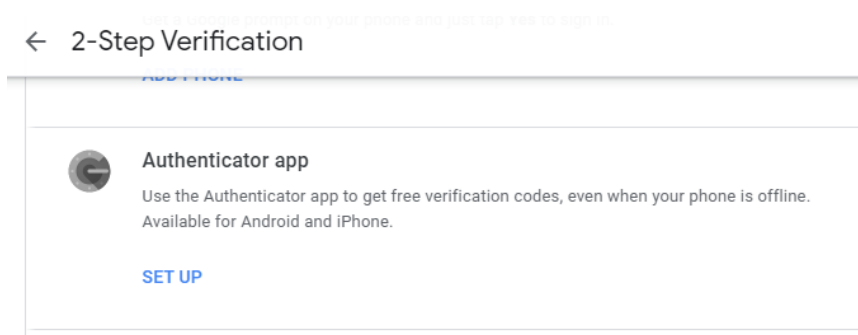
It worked! Turn on 2-Step Verification?

Now that you've seen how it works, do you want to turn on 2-Step Verification for your Google Account bfro87@gmail.com?

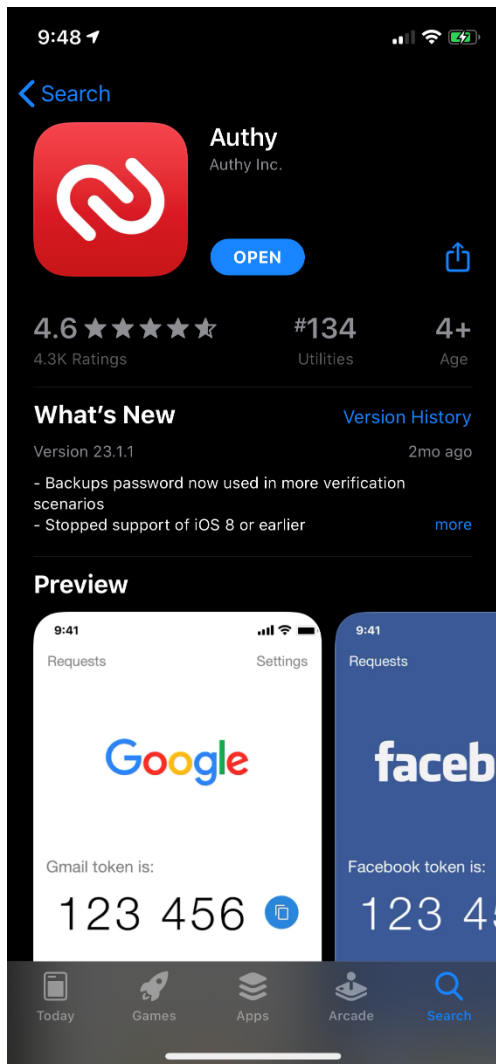
Step 3 of 3 [TURN ON](#)

Select **Turn on**

At this screen, scroll down and select **Set up** under the **Authenticator app** section



Select **iPhone** or **Android** then click **Next**



Download Authy from the App Store or Google Play

Use your phone number to login

Tap Add Account at the bottom

9:41

Cancel

Add Account

Scan the QR Code on the website where you are enabling 2FA.




No QR code? [Enter key manually.](#)

Then Scan QR Code, then click **Next**

Set up Authenticator

- Get the Authenticator App from the [App Store](#).
- In the App select **Set up account**.
- Choose **Scan barcode**.



CAN'T SCAN IT?

CANCEL

NEXT

At this point you can choose to backup your codes by providing a password. If you do this and forget your password, Ellucian, Belmont Abbey College, and Authy are all incapable of resetting this password and you will need to resync your one-time codes manually

Choose a nickname for your account then click **Save**

Enter the code generated by Authy then **Next**

You should now be able use Authy anytime you login to your BAC (G Suite) account